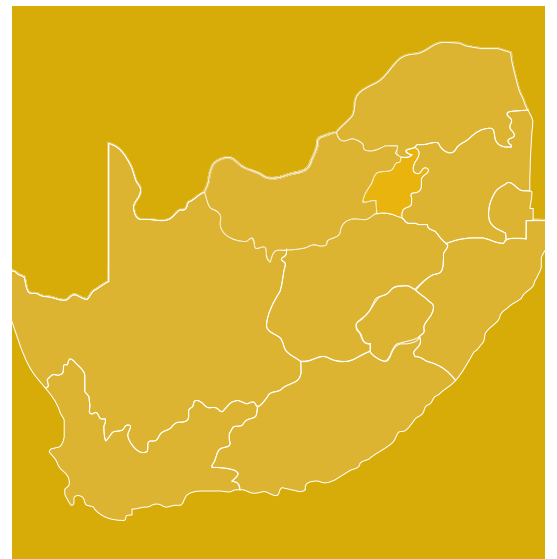


Second National HIV Communication Survey 2009

Findings from GAUTENG



This study was funded by the Department of Health, the United States Agency for International Development (USAID) through the President's Emergency Plan for AIDS Relief (USAID/PEPFAR), Centers for Disease Control and Prevention (CDC) and the Global Fund. The following organisations collaborated on this study: Community Media Trust (CMT), Johns Hopkins Health and Education in South Africa (JHHESA), Khomanani (National Department of Health) and Soul City. The survey was managed by Health and Development Africa (HDA). The Johns Hopkins Bloomberg School of Public Health Center for Communication Programs (JHU-CCP) provided support and technical oversight at all stages of the study. Data was gathered by Development Research Africa (DRA). This report forms part of a series of nine provincial reports (one per province), commissioned by JHHESA and authored by HDA.

Authors

S Johnson, Health and Development Africa
DL Kincaid, Johns Hopkins Bloomberg School of Public Health, Center for Communication Programs
S Laurence, Health and Development Africa
F Chikwava, Health and Development Africa
R Delate, Johns Hopkins Health and Education in South Africa
L Mahlasela, Johns Hopkins Health and Education in South Africa

Acknowledgements

The data used here derive from The Second HIV Communication Survey 2009. Members of the research team for the national survey, in alphabetical order, were:

Community Media Trust: Debbie Kroon
HDA: Flavia Bianchi, Lawrence Mashimbye, Stephanie Murphy, Tumelo Rakgomo, Gill Schierhout, Adonia Simango, Kerry Steele
JHHESA: Patrick L. Coleman, Darryl Crossman
JHU-CCP: D. Lawrence Kincaid (USA)
Khomanani: Zanele Mashau
Soul City: Sue Goldstein, Renay Weiner

We like to acknowledge all participants who participated in the study.

Preferred citation

Johnson S, Kincaid L, Laurence S, Chikwava F, Delate R, and Mahlasela L (2010). Second National HIV Communication Survey 2009: Findings from Gauteng Province. Pretoria: JHHESA.

Disclaimer

This study is made possible by the support of the American People through the United States Agency for International Development (USAID). The findings of this study are the sole responsibility of USAID | Johns Hopkins University Project South Africa and do not necessarily reflect the views of USAID or the United States Government.

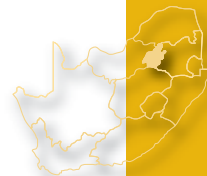


Table of Contents

i. List of Figures

ii. List of Tables

iii. Acronyms

Context of the HIV Epidemic in Eastern Cape Province	1
Executive Summary	2
Annexure 1	10
Annexure 2	11

i. List of Figures

Figure 1: HIV prevalence distribution among antenatal women by district in Gauteng Province, 2008	1
Figure 2: Percentage of people knowing about HIV prevention measures by education level	3
Figure 3: Percentage of men and women who were married or living with sexual partner by age group	4
Figure 4: Reasons why respondents believed they were not at risk of getting HIV	4
Figure 5: Percentage of men with more than one partner in the past month in Gauteng Province and South Africa*	5
Figure 6: Percentage of sexually active men and women who used a condom at last sex by age	5
Figure 7: Percentage of young women aged 16-24 years reporting intergenerational sex by province	6
Figure 8: Perceived benefits of male circumcision	7
Figure 9: Percentage of men and women who have been tested for HIV in the past year in 2006 and 2009	8
Figure 10: Percentage of people who correctly answered various questions about TB and TB drugs	8

ii. List of Tables

Table 1: Percentage of people knowing that formula feeding and exclusive breastfeeding can prevent MTCT	7
Table 2: Percentage of people who correctly answered various questions about ARVs	9
Table 3: Comparison of key findings, Gauteng and South Africa	10
Table 4: Percentage of people in Gauteng Province and South Africa who were not exposed to any of the HIV Communication Programmes by socio-demographic factors	11

iii. Acronyms

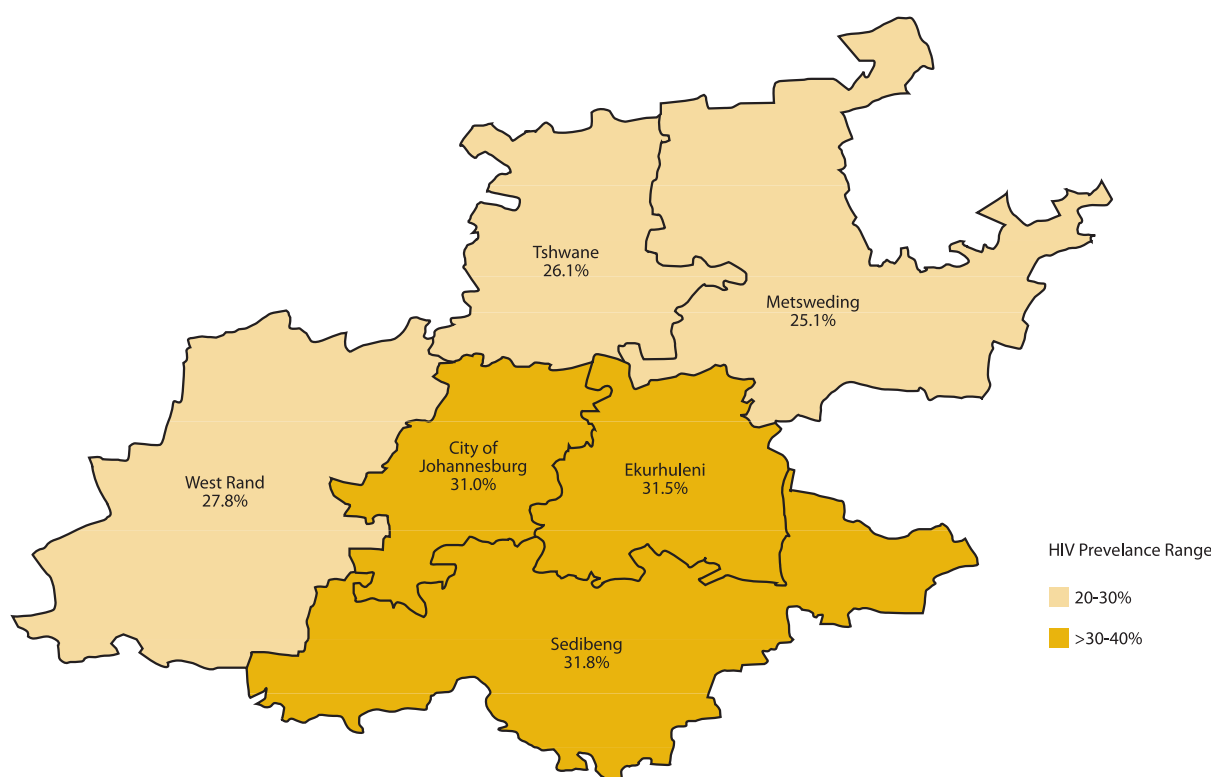
AIDS	Acquired immune deficiency syndrome
ANC	Antenatal clinic
ARV	Anti-retroviral medicines
HCP/s	HIV communication programme/s
HCT	HIV counselling and testing
HIV	Human immunodeficiency virus
MCPs	Multiple and concurrent partnerships
MSPs	Multiple sexual partners
NCS	National HIV Communication Survey
PEPFAR	United States President's Emergency Plan for AIDS Relief
PLWHA	Person living with HIV and AIDS
PLWHAs	People living with HIV and AIDS
PMTCT	Prevention of mother-to-child transmission of HIV
TB	Tuberculosis
TV	Television

Context of the HIV Epidemic in Gauteng Province

According to the 2009 Statistics South Africa mid-year population estimates, Gauteng Province is home to 10.5 million people¹. The 2008 South African national HIV prevalence, incidence, behaviour and communication survey (HSRC survey) reports that HIV prevalence in people aged 2+ years in Gauteng is 10.3% (95% CI: 8.3, 12.7). In people aged 15-49 years, the estimate of HIV prevalence rises to 15.2% (95% CI: 12.1, 19.0). This estimate is comparable to those obtained in 2005 (15.8%, 95% CI: 13.0, 19.1)².

Gauteng Province as a whole is showing evidence of a plateauing ANC prevalence. However, some areas are worse affected than others. In 2008, Sedibeng had the highest ANC prevalence of 31.8%, followed by Ekurhuleni (31.5%), City of Johannesburg (31.0%), West Rand (27.8%), Tshwane (26.1%) and Metsweding (25.1%) districts respectively (Figure 1)³.

Figure 1: HIV prevalence distribution among antenatal women by district in Gauteng Province, 2008



Source: Antenatal Survey, 2009

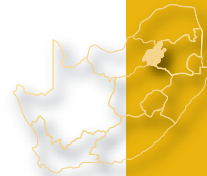
A large number of people living with HIV and AIDS (PLWHAs) have reached the stage of illness and need to access treatment programmes. HIV prevention programmes remain a cornerstone of the HIV response in the province but treatment, care and support interventions are also critical. Social and behavioural communication is required to reinforce and extend behaviour that contributes to HIV prevention. Such communication supports the promotion and uptake of *biomedical prevention* interventions, while addressing the socio-cultural barriers, which may impede the uptake of prevention interventions.

Communication also positively promotes self-efficacy and personal behaviours that reduce the risk of HIV infection, such as limiting sexual partners and increasing condom use. Communication campaigns seek to tackle beliefs, attitudes and social norms that fuel risky behaviour – such as values that contribute to the notion of women-as-property and legitimise forced sex. Social and behavioural communication is also essential in ensuring the uptake of and adherence to essential care, support and treatment interventions. A major element of this is the reduction of stigma, which can be a barrier to individuals seeking healthcare and other help.

¹ Statistics South Africa (2009) Mid-year population estimates. Statistical release P0302.

² Shisana O, Rehle T, Simbayi LC, Zuma K, Jooste S, Pillay-van-Wyk V, Mbelle N, Van Zyl J, Parker W, Zungu NP, Pezi S & the SABSSM III Implementation Team (2009) South African national HIV prevalence, incidence, behaviour and communication survey 2008: A turning tide among teenagers? Cape Town: HSRC Press

³ National Department of Health (2009). 2008 National Antenatal Sentinel HIV & Syphilis Prevalence Survey South Africa Report.



Executive Summary

Background

The Second National HIV Communication Survey (NCS) examined the impact of HIV communication programmes in South Africa on improving knowledge and reinforcing positive beliefs, norms and attitudes, which in turn sustain or bring about behavioural change in relation to HIV prevention, care, support and treatment. The intention of this report is to assist policymakers and planners in the design of future HIV communication strategies and programmes in the Gauteng Province.

Methods

A national quantitative survey was conducted between June and August 2009. The survey involved approximately 10 000 respondents in all provinces of South Africa and was designed to be representative of 16-55-year-olds across all race groups. Of the total sample, 1669 were from Gauteng. The questionnaire covered socio-demographic characteristics, exposure to various HIV communication programmes and HIV and AIDS knowledge, attitude and behaviour indicators.

Findings and recommendations

This evaluation has generated a large amount of invaluable data to contribute to an evidence-based response to the HIV and AIDS epidemic in Gauteng. The following conclusions can be drawn:

Media access and reach

Access of media

- Radio and television were the most popular mass media consumed by people in Gauteng, with over 85% of people watching TV or listening to the radio. SABC 1 was the most frequently watched TV station, followed by eTV and SABC 2. Given the high reach and frequency with which these are accessed in the province, these channels have the potential to reach many people with HCPs.
- Women were more likely to watch TV and access magazines than men were. These may be useful media through which women in the province can be reached.
- The most common languages spoken in Gauteng was isiZulu. Over 60% of people reported understanding isiZulu and 88% reported understanding English. Languages spoken and understood should be considered in designing communication programmes.

Reach of HCPs

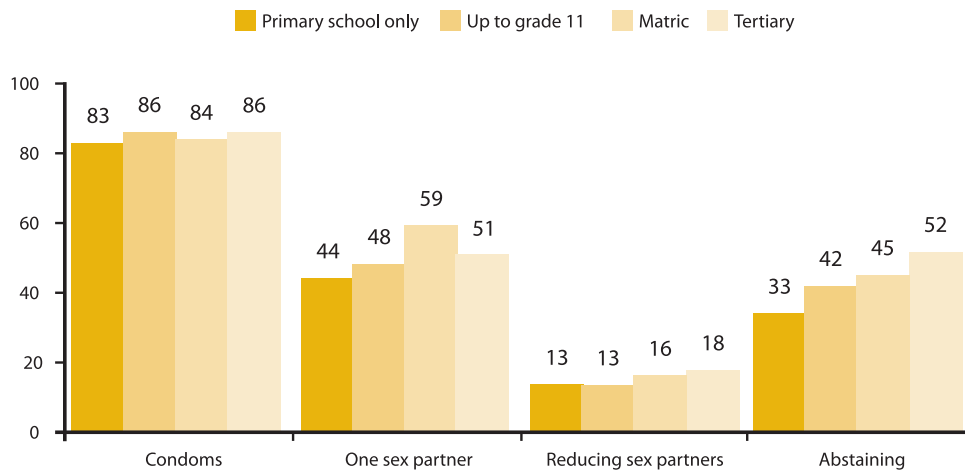
- Ninety three percent of people in Gauteng were reached with at least one HCP, with more younger people being reached than older people.
- It is important to consider the characteristics of those not reached in the province in order to tailor-make programmes and messages to reach these individuals.

Structural drivers of the HIV epidemic

Education

- Some 90% of people in the province had a secondary school level education or higher.
- People with higher levels of education were more likely to know about HIV prevention methods. There was a significant difference in the reported rate of condom use at last sex by education level.
- It is important to consider the target audiences' education levels in the design and delivery of communication campaigns in the province.

Figure 2: Percentage of people knowing about HIV prevention measures by education level



Employment

- The Gauteng Province exhibited high levels of unemployment, especially amongst women (50% unemployed).
- This is important to consider given exposure to HIV messaging in the workplace as well as imbalances in disposable income, which can translate into transactional sex and other risk behaviours.

Socioeconomic status and poverty

- Wealth inequalities were particularly evident by education - with more highly educated people reporting a higher household wealth and socioeconomic status. People with up to primary school education reported a lower household wealth and socioeconomic status.
- This is likely to affect their access to information and sources of support. Poorer people were less likely to know that faithfulness and reduction in sexual partners are methods to prevent HIV. Low socioeconomic status and poverty may also enhance the likelihood of alcohol consumption to cope with poverty-related stressors and in this context, may reduce women’s efficacy in relation to condom use in sexual relationships.

Violence

- This survey found that men were more likely to report being involved in physical violence than women.

Relationship status

- There were relatively low levels of marriage and cohabitation in the province, especially amongst men, who appeared to get married at an older age. This has implications for key messaging around sexual prevention and delayed sexual debut.
- Women were more likely to have sexual relationships with people they described as a spouse or main partner. Men on the other hand were more likely to describe their sexual partners in more casual terms.
- Sexual intercourse was more frequent in relationships that can be considered stable, however, even in relationships that can be considered casual, frequency of sex was quite high and occurred over an extended period of time.

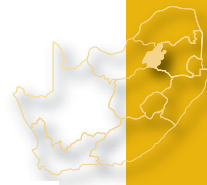
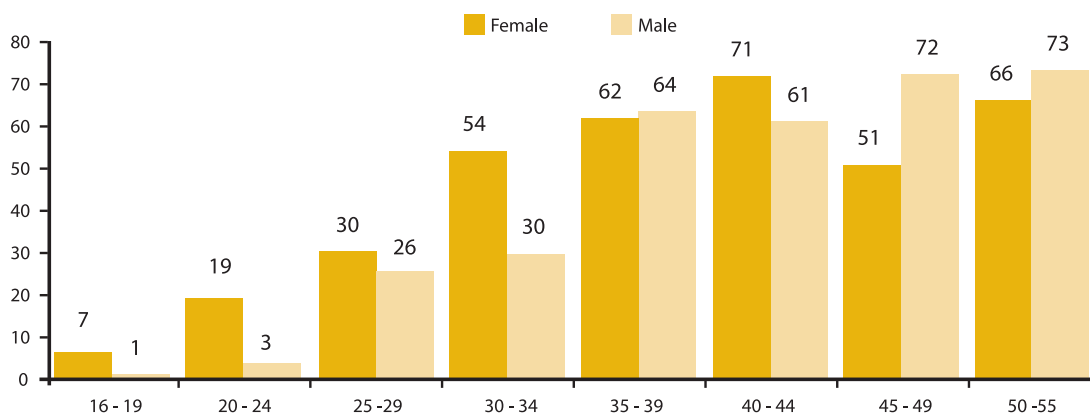


Figure 3: Percentage of men and women who were married or living with sexual partner by age group

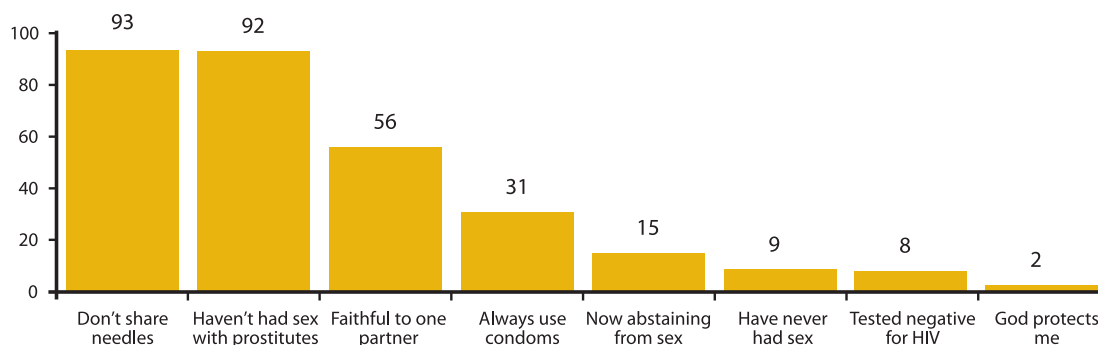


Behavioural Drivers

Perceived risk of getting HIV

- More women felt that they were likely to get HIV than men. Women were more likely to know someone who was HIV positive and to know someone who had died of an AIDS-related condition. These experiences might prompt women to consider and accept that they are likely to become infected. Another explanation is that a considerable proportion of women think or know that their partners have other sexual partners, and this would put them at greater risk of infection.
- The main reasons for people believing that they *were not* at risk of getting infected with HIV were not aligned with the drivers of the epidemic – heterosexual sex in the general population. HCPs may need to focus on aligning people’s risk perception with the drivers of the epidemic.

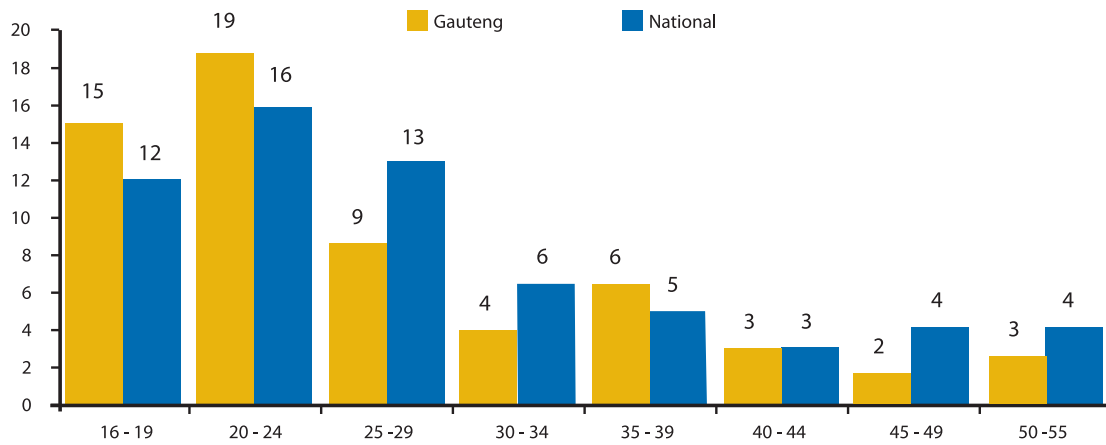
Figure 4: Reasons why respondents believed they were not at risk of getting HIV



Multiple sexual partners

- The data clearly indicate that men are more likely to have MSPs than women. Men aged 16-24 years from Gauteng were more likely to have MSPs than men of the same age from South Africa as a whole.
- It is important for future HCPs to investigate innovative ways of engaging men on this aspect of HIV risk. Communication directed at men needs to be combined with the development of appropriate male-friendly services in the province.

Figure 5: Percentage of men with more than one partner in the past month in Gauteng Province and South Africa*



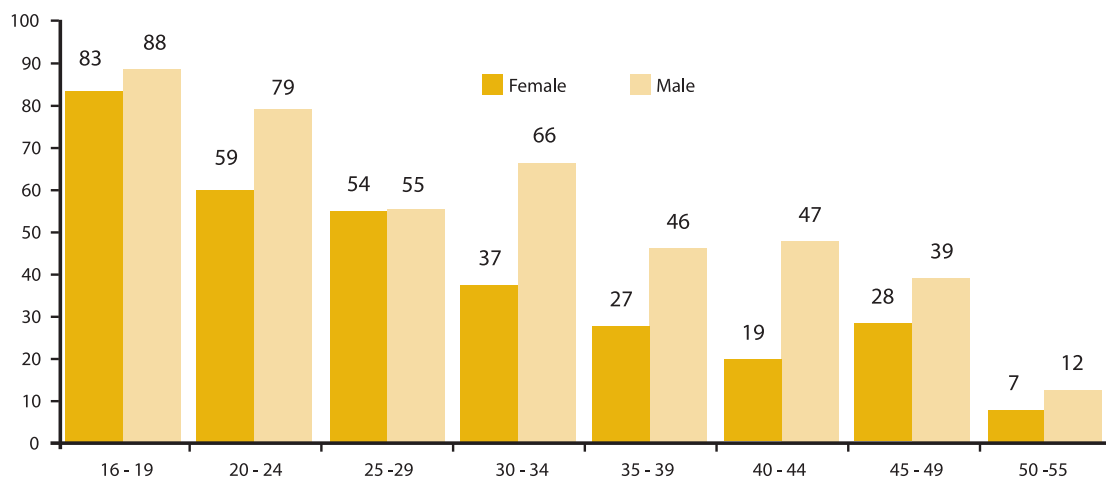
*Small numbers – indicative only

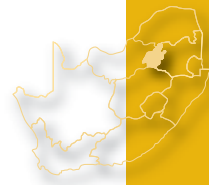
- A high number of people of all ages believed that cheating was pervasive in relationships. However, this impression was not borne out by the actual number of people with MSPs. HCPs may need to focus their efforts on challenging people’s beliefs that cheating is pervasive in relationships.
- The focus on MSPs in HCPs has been relatively new. In contrast, condom promotion programmes have been operating for about 20 years in South Africa and the gains have been gradual. It is not yet clear what kind of social and communication programmes would be required to change the practice of MSPs and how long interventions would have to be sustained. Informing the population of the risk is an important first step, and will undoubtedly result in some behaviour change. But, it is not as easy to find and keep one main sexual partner as it is to obtain condoms to protect oneself from HIV infection. This is particularly the case in a society where stable relationships are not the norm.
- Reducing sexual partners may also be undercut by the option of using condoms to reduce HIV risk. Most people now know that condoms should be used to prevent HIV and may think that if they use condoms they do not have to reduce their number of sexual partners. It is therefore important for HCPs to continue to promote partner reduction and faithfulness, but to do so more explicitly within an approach of combining prevention methods.

Correct and consistent condom use

- *Knowledge of the importance of condoms* as an HIV prevention measure was very high. Condom use has been promoted intensively over two decades in South Africa as the primary method of HIV prevention and rates of awareness are a measure of the relative success of these HCP efforts.
- Condom use is related to relationship status, with a greater likelihood of use in less stable relationships than in more stable ones. Although knowledge of condoms as a method of HIV prevention is very high in Gauteng, condom use is uneven and it is evident that more nuanced messaging is needed to reach those who are not yet using condoms.

Figure 6: Percentage of sexually active men and women who used a condom at last sex by age



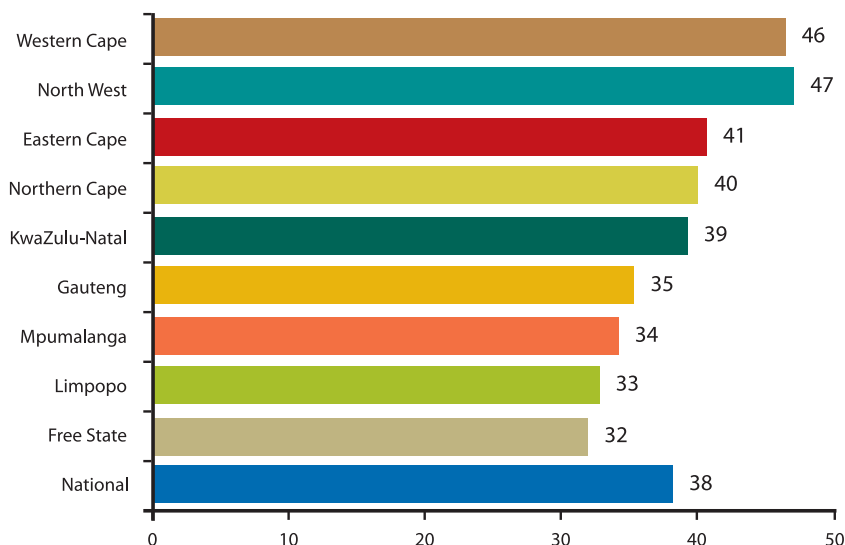


- The province cannot afford to lose ground on condom use, especially in the context of low levels of stable relationships among sexually active South Africans.

Intergenerational sex

- The greatest concern is the high percentage of women aged 16-24 years in relationships with men five or more years older than them. Gauteng had the fourth lowest rate (35%) of intergenerational sex when compared to other provinces but even so this is clearly a major factor in transmitting HIV to women in this age group since men of their own age have much lower rate of HIV infection.
- HCPs need to sustain messaging on the risks of these relationships.
- Qualitative research might assist to refine messaging and identify additional social interventions to reduce this pattern of behaviour.

Figure 7: Percentage of young women aged 16-24 years reporting intergenerational sex by province



Transactional sex

- Relatively few relationships described by respondents in this study could be classified as transactional. However, this is likely to be an underestimate given that *transactional sex* is difficult to define and measure in a questionnaire.
- Programme planners need to evaluate whether to approach this area of risk behaviour primarily through use of the mass media or through more targeted forms of communication, focusing particularly on men.

Alcohol

- Men were most likely to drink alcohol heavily often and to report engaging in sex when they and/or their partner had had too much to drink. This occurred especially in less stable relationships.
- HCPs should focus mainly on men when addressing the link between alcohol and risky sexual behaviour.

Delaying sexual debut

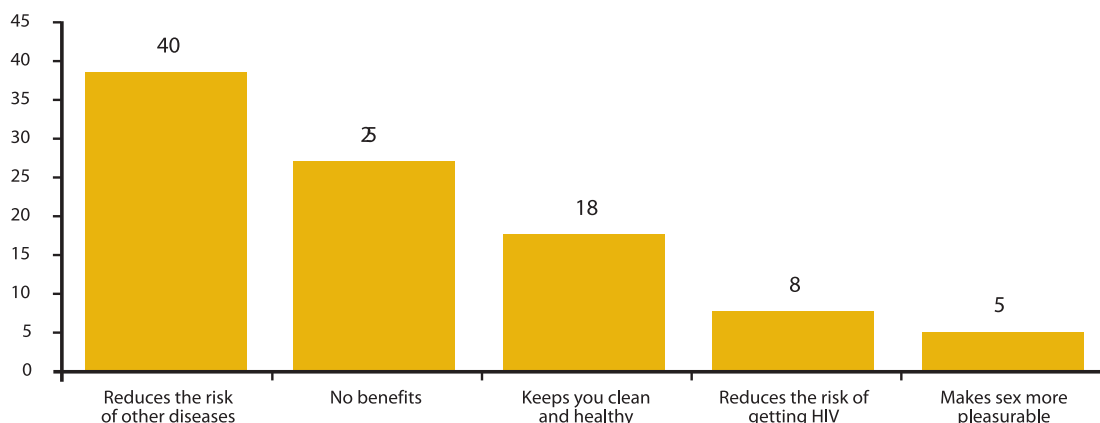
- Many young people held positive attitudes towards delaying sexual debut. However, a significant number of young women – who are particularly vulnerable to HIV infection – continue to start having sex early.
- Lasting relationships in terms of marriage and cohabitation are only formed later for many people. Delaying sexual debut may therefore not be a feasible option for young people.

Biomedical drivers of the HIV epidemic

Male circumcision

- Levels of *knowledge were low* in respect of HIV risk-reduction provided by male circumcision. Prevalence of *male circumcision* was moderate (46%). It appears that some young men are circumcised only after they first become sexually active. This means that some will accrue no benefits in terms of HIV protection.
- One of the concerns about male circumcision is that behavioural disinhibition may occur and that men who are circumcised may stop using condoms. The findings from this study are encouraging as the majority of participants indicated that men who are circumcised still need to use condoms.

Figure 8: Perceived benefits of male circumcision



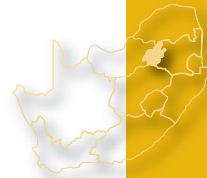
- As the national male circumcision programme rolls out there is a need to increase awareness of the risk-reduction benefits of male circumcision.
- The point made earlier applies: specific prevention interventions need to be framed within a *comprehensive approach* to prevention. In addition to circumcision, such an approach would include partner reduction and correct and consistent condom usage.

Prevention of mother-to-child transmission of HIV

Table 1: Percentage of people knowing that formula feeding and exclusive breastfeeding can prevent MTCT

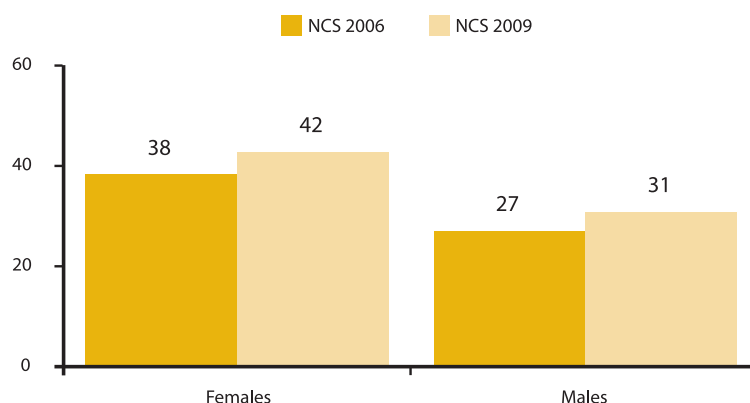
	Males	Females	Total
Formula feeding	15.8	25.7	20.7
Exclusive breastfeeding	0.3	1.8	1.1

- HCPs have focused on increasing awareness of the risks of MTCT of HIV and knowledge about the risk of breastfeeding was high. However, only 1.1% of people knew about exclusive breastfeeding as an option for reducing the risk of transmission.
- There is clearly considerable room for interventions to improve knowledge of safer feeding practices.
- This is a critical area as new infections amongst babies are almost entirely preventable. New government guidelines on earlier initiation of ARV therapy for pregnant women and the introduction of a two-drug regimen for PMTCT will substantially reduce HIV transmission during pregnancy and labour. Safer infant feeding practices would complete the picture in terms of giving HIV positive mothers a great chance of rearing HIV-free children.



HIV counselling and testing

Figure 9: Percentage of men and women who have been tested for HIV in the past year in 2006 and 2009



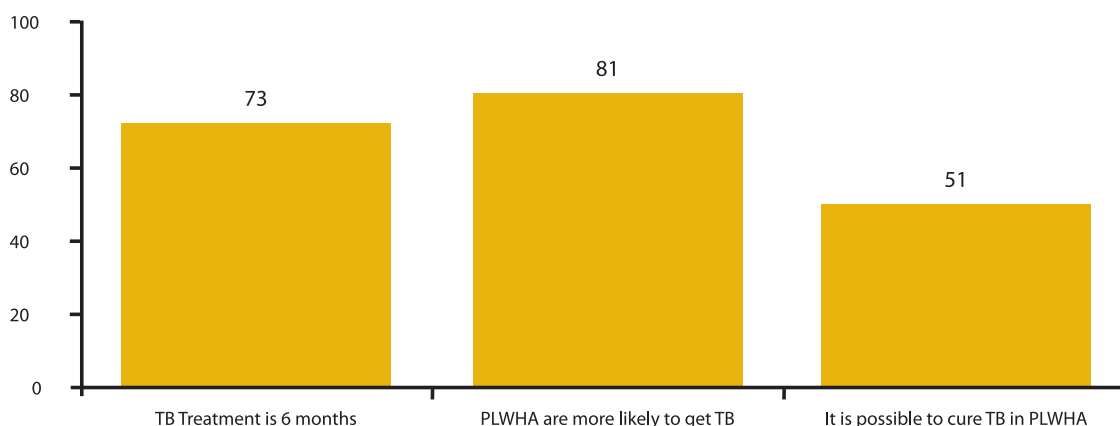
- Ever tested for HIV in the Gauteng was the fourth highest reported in the country.
- More men than women reported being informed about their partner’s HIV status. People in more stable relationships were more likely to have seen their partner’s HIV test results than in people in less stable relationships were.
- There is room to improve testing, especially amongst men, in the province.

Treatment, care and support

Knowledge of TB

- *Knowledge of the duration of TB treatment was relatively high.* This information has been a focus of a number of HCPs over the past few years and the high levels of knowledge are probably attributable to these interventions. Knowledge that *PLWHAs are more likely to get TB* was also high in the province.

Figure 10: Percentage of people who correctly answered various questions about TB and TB drugs



- There were lower levels of awareness around the curability of TB in PLWHAs. This is to be expected as the TB/HIV link has not been a major focus of communication. There is therefore room to strengthen communication about TB and its link to HIV.

Knowledge of antiretroviral therapy

Table 2: Percentage of people who correctly answered various questions about ARVs

	Frequency	Percentage
People who know there is treatment for HIV	5,590,332	84.5
People who know that ARVs are a treatment for HIV	4,827,853	86.4
People who know that ARV treatment is for life	4,085,697	73.3

- Knowledge of ARVs as treatment for AIDS was high and has increased considerably since 2006. The increase in knowledge of ARVs is *encouraging and is most likely due to messaging on this matter.*
- HCPs should seek to sustain these high levels of knowledge by continuing to feature specific ARV messaging.

Social Capital

Personal experience of HIV

- The HIV epidemic is highly visible in Gauteng, with a high proportion of the population knowing someone who has HIV, someone who died of an AIDS related condition and/or caring for someone with AIDS.
- Personal exposure to HIV is likely to impact the extent to which HCPs are effective in the province.

Community participation and leadership

- Gauteng has shown higher levels of community participation and leadership when compared with the national average.
- Community participation should be encouraged and sustained in order to support both prevention and treatment initiatives in the province.

Stigma

- Sixteen percent of people in Gauteng reported that they would be embarrassed to be seen with someone who everyone knows is HIV positive.
- Sustained messaging to address stigma is still needed in order to maintain acceptance of PLWHAs where this has been achieved and to reduce stigma where this persists.

Final comments

The significance of the study for those who design and fund local interventions lies also in its ability to identify gaps in progress. This helps to pinpoint specific audiences or specific messages that require attention in the future.

Annexure 1

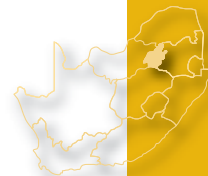


Table 3: Comparison of key findings, Gauteng and South Africa

		National	Gauteng
		%	%
General	Mean age (years)	30.2	32.4
	Male	48.7	50.4
	Ever had sexual relationship	88.7	91.0
Knowledge of methods to prevent HIV transmission	Condom use	85.6	85.4
	Faithfulness	39.1	84.9
	Abstinence	37.4	52.1
	Partner reduction	12.2	42.8
Behaviour	Used condoms to prevent AIDS	40.2	14.5
	Used condoms at last sex	39.8	44.5
	HCT – ever tested	61.4	54.7
	HCT – tested in the past 12 months	36.9	63.3
	MSP in the last 12 months	11.4	35.1
	MSP in the last 12 months - Males	20.1	13.1
	MSP in the last 12 months - Females	3.0	22.6
	MSP - >1 partner in the past month	4.9	3.4

Annexure 2

Table 4: Percentage of people in Gauteng Province and South Africa who were not exposed to any of the HIV Communication Programmes by socio-demographic factors

		National	Gauteng
Gender	Female	10.4	6.5
	Male	10.1	7.2
Marital Status	Single	8.1	5.3
	Not married or living together but in a steady relationship	5.4	3.4
	Not married but living with sexual partner	11.8	7.8
	Married, living together	14.3	9.1
	Married not living together	13.6	10.9
	Divorced/widowed	23.6	12.2
Age Group	16 - 24	5.7	4.0
	25 - 49	11.1	7.5
	50 - 55	21.8	10.9
Had sex in the past 12 months	Yes	9.2	5.9
	No	14.7	9.5
Employment Status	Unemployed	11.1	7.0
	Employed	11.4	7.9
	Student	5.2	2.8
Education Status	Up to Primary	22.2	16.5
	Up to standard 9	8.8	5.7
	Matric	6.4	6.4
	Tertiary	5.9	2.1
Socio Economic Status	Low	18.9	20.3
	Medium	5.2	2.6
	High	8.0	5.3
Settlement Type	Urban formal	8.1	4.5
	Urban informal	6.6	4.2
	Peri-urban	16.8	20.9
	Tribal settlement	11.2	
	Farming	26.2	